

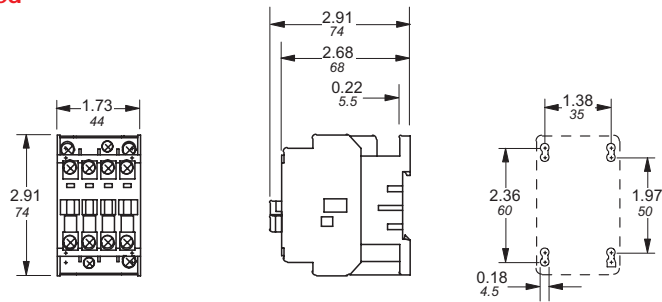
Approximate dimensions

Type N, NE, NL, & TNL

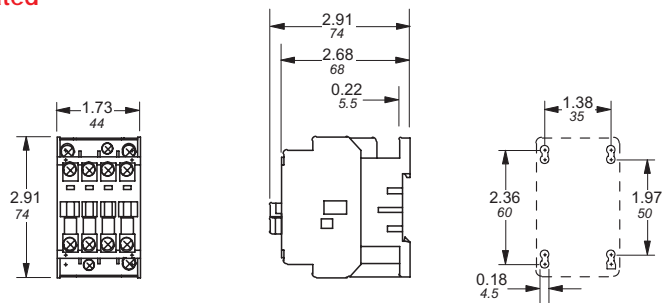
AC & DC operated

00.00
00.00 Inches
[Millimeters]

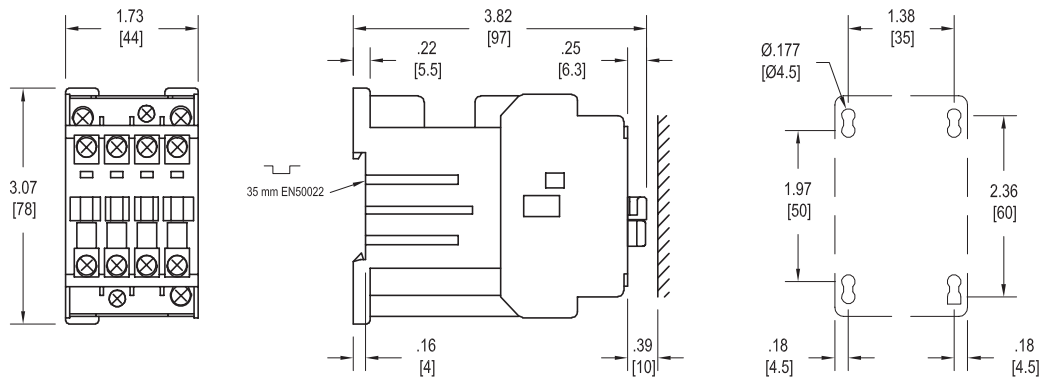
Type N, 4 Pole, AC operated



Type NE, 4 Pole, DC operated

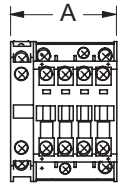


Type NL, TNL

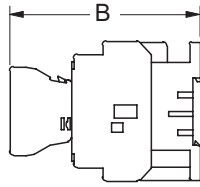


Approximate dimensions Accessories for Type N & NE

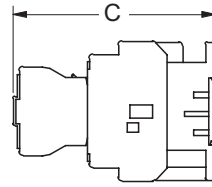
N & NE



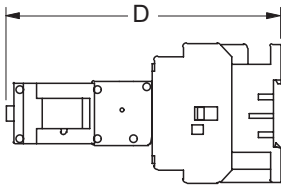
SIDE MOUNTED
AUXILIARY



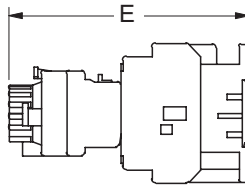
SINGLE POLE
TOP MOUNTED
AUXILIARY



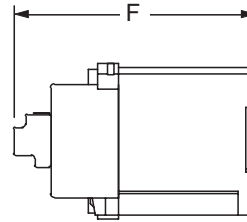
FOUR POLE
TOP MOUNTED
AUXILIARY



ON-POSITION
LATCH



PNEUMATIC
TIMER



MECH INTERLOCK D.C.
OPERATED

Type		A	B	C	D	E	F
N	IN	2.20	3.96	4.21	5.71	5.00	—
	MM	56	100.5	107	145	127	—
NE	IN	2.20	3.96	4.21	5.71	5.00	—
	MM	56	100.5	107	145	127	—