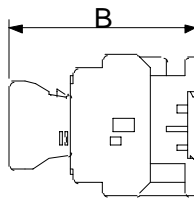
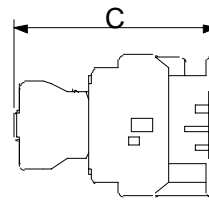


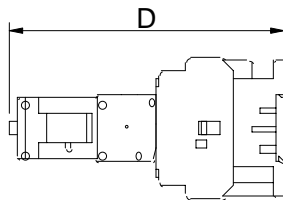
SIDE MOUNTED  
AUXILIARY



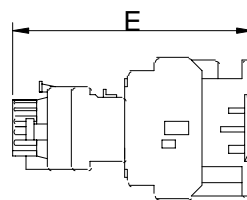
SINGLE POLE  
TOP MOUNTED  
AUXILIARY



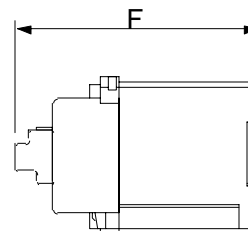
FOUR POLE  
TOP MOUNTED  
AUXILIARY



ON-POSITION  
LATCH



PNEUMATIC  
TIMER



MECH INTERLOCK D.C.  
OPERATED

TYPE		A	B	C	D	E	F
N, A9-16	IN	2.20	3.96	4.21	5.71	5.00	-
	MM	56	100.5	107	145	127	-
A26	IN	2.20	4.72	4.97	6.47	5.76	-
	MM	56	119.8	126.3	164.3	146.3	-
A30-40	IN	2.20	5.30	5.55	7.05	6.34	-
	MM	56	134.5	141	179	161	-
A50-75 AE50-75	IN	3.23	5.27	5.52	7.03	6.32	-
	MM	82	133.9	140.3	178.5	160.4	-
A45	IN	4.09	5.73	5.98	7.48	6.77	-
	MM	104	145.5	152	190	172	-
A95-110 AE95-110	IN	4.02	5.91	6.16	-	-	-
	MM	102	150	156.5	-	-	-
KC, BC9, BC16	IN	-	5.53	5.79	7.28	6.58	5.04
	MM	-	140.5	147	185	167	128
BC25	IN	-	5.77	6.02	7.52	6.81	5.28
	MM	-	146.5	153	191	173	134
BC30	IN	-	-	-	-	-	5.51
	MM	-	-	-	-	-	140